

Alfred says...

Great Gidding Newt Trail

The Newt Trail is a circular walk of approximately two miles, on the walk you will see at least eight ponds, of varying size and depth.



Look out for
my picture
around the
village



Townsend Pond

Village Pond

The Diamond Jubilee Pond

Jubilee Wood

Allotments

Public House

Village Hall

St Michael's Church

School

Baptist Church

Playing Field

Great Gidding Mill

Start/Finish

Chapel End Horse Pond

Key

Suggested route

Alternate route



This project is funded by The National Lottery
through Awards For All.

The Great Gidding Newt Trail – Directions.

The Newt Trail is a circular walk of approximately two miles, on the walk you will see at least eight ponds, of varying size and depth, please be very careful when viewing the ponds, and under no circumstances should you enter the water.

NB. Some of the trail is on tarmac paths or roads, some parts are public footpaths that cross grass fields, please take extra care if there are horses or other livestock in the fields. An alternative route is available if you prefer not to cross the fields that may at times be very muddy or you do not like horses.

If you have arrived by car, please park either at the village hall, or on the small parking area at the front of the recreation field.

1. The walk starts at the crossroads at the bottom of the village next to the shop, for those who are happy to cross fields, walk down Luddington road until you see the public footpath (there may or may not be a sign!) on your right, which takes you into the field behind the Church. Keep to the left hand side and enter the churchyard via the kissing gate.

2. St Michaels Church is normally unlocked during the day, so please take a while to look around..

For those who prefer not to walk across fields, from the shop walk up main street to the Church.

After you have enjoyed the delights of St Michaels, leave the churchyard via the entrance on Main Street, passing the Primary School on your left.

3. Continue past the Village Hall on your right.

4. Continue up the hill, past the Fox and Hounds pub, until you reach Manor Farm when the footpath stops

5. Continue with care for a further 150 meters until you reach Townsend Pond. After a spot of pond dipping, retrace your footsteps and turn left into Mill Lane, next to the pub.

6. If you wish to visit the Jubilee Wood and Diamond Jubilee pond take the track between No 15 and No 17. Pass through the allotments on into the wood and either follow the track around the perimeter or the main track down the centre.

Please feel free to pick any fruit or berries that are in season, and are edible! The Parish Council takes no responsibility for any outcome of eating produce from the wood or anywhere else.

Seats are provided so you can enjoy the peace and quiet, why not have a picnic and be sure to look out for Red Kites that are often around.

7. After leaving the wood, turn left and continue for about 50 meters along Mill Road, the public footpath is on the right hand side, go through the large gate and then on your left hand side there is a hand gate, please make sure all gates are securely closed behind you.

Keep to the right hand side of these fields. You can usually see the next gate, apart from the last one, which is on your left hand side in the corner of the field, go through the gate and walk diagonally across it, you will find a stile in the opposite corner.

8. From the stile follow the track and keep the hedge on your right, and you will come out at Chapel End Horse Pond.

For those who prefer not to walk across fields, continue down Mill Lane until you reach the crossroads, then turn right into Chapel End, continue until you meet up with the trail at the Horse Pond.

9. From the pond turn right and then turn right again into Gains Lane, approximately half way down Gains Lane, turn right onto the footpath.

Follow the path past the Baptist Chapel back onto Main Street


When you reach Main Street, turn left and you are just a short distance from the start.

Alfred says...


Be sure to
look out for...




Red Admiral Butterfly



Muntjac Deer



Great Crested Newt



Red Kite

